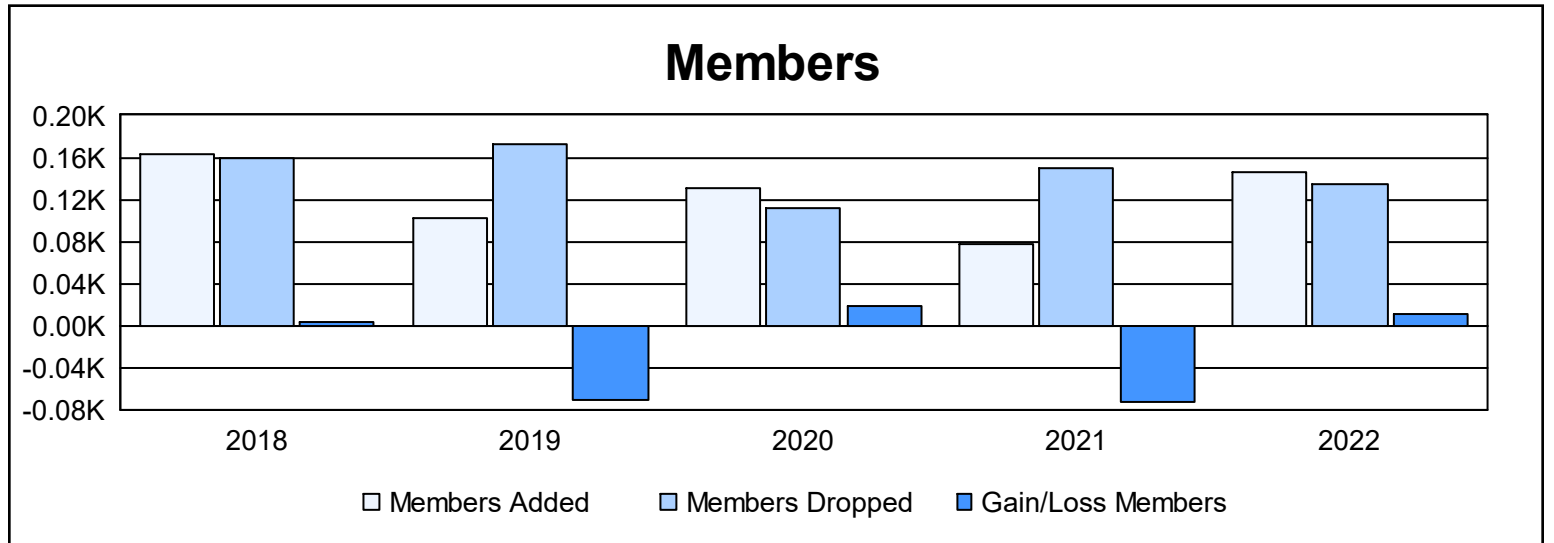
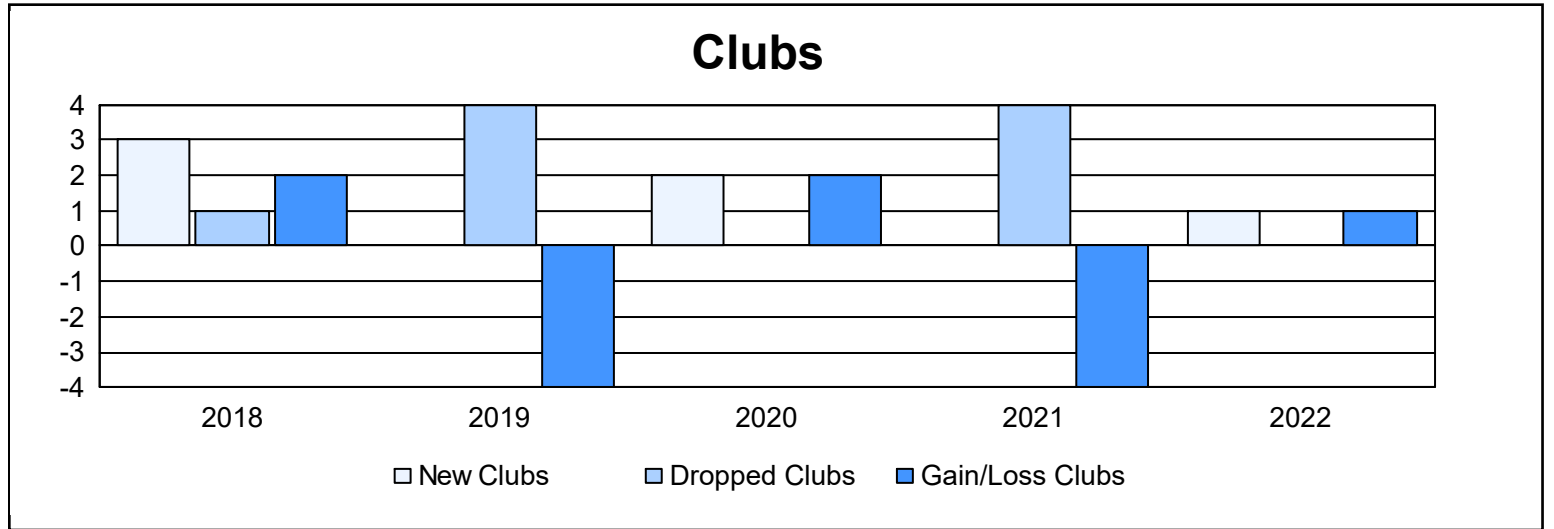
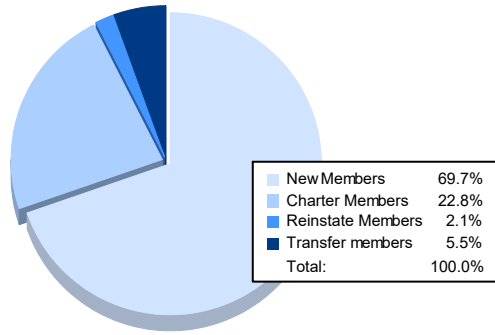


Year	New Clubs	Dropped Clubs	Gain/ Loss Clubs	New Members	Charter Members	Reinstate Members	Transfer Members	Total Member Added	Total Members Dropped	Gain/ Loss Members
2017-2018	3	1	2	82	68	4	9	163	159	4
2018-2019	0	4	-4	80	11	4	7	102	173	-71
2019-2020	2	0	2	63	56	4	8	131	112	19
2020-2021	0	4	-4	64	6	1	6	77	150	-73
2021-2022	1	0	1	101	33	3	8	145	134	11
<b>Average</b>	<b>1</b>	<b>2</b>	<b>-1</b>	<b>78</b>	<b>35</b>	<b>3</b>	<b>8</b>	<b>124</b>	<b>146</b>	<b>-22</b>



### Membership Composition June 2022 Cumulative



### Gender Composition June 2022 Cumulative

